

Lifesaving Society Single Sign-On Guide

The Lifesaving Society has switched to a Single Sign-On (SSO) login system. This connects all our websites and allows users to log into them all with one account and no repeated sign-ins. Additionally, SSO is more secure with better encryption and account protection. So whether you're logging into LifesavingSociety.com, LifeguardDepot.com or e-lifesaving.ca, here's what you'll see.

Jump to:

[For those who have an account](#)

[For those who have an account but forgot their password](#)

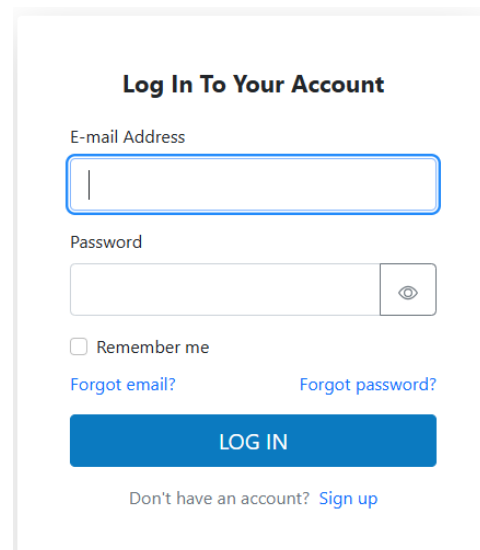
[For those who have an account but forgot their email](#)

[For those who do not have an account but do have a Member ID](#)

[For those who do not have an account](#)

For those who have an account

When you click Log In on any Society site, you'll be redirected to the new SSO login portal. You'll be asked to enter your email address and password.



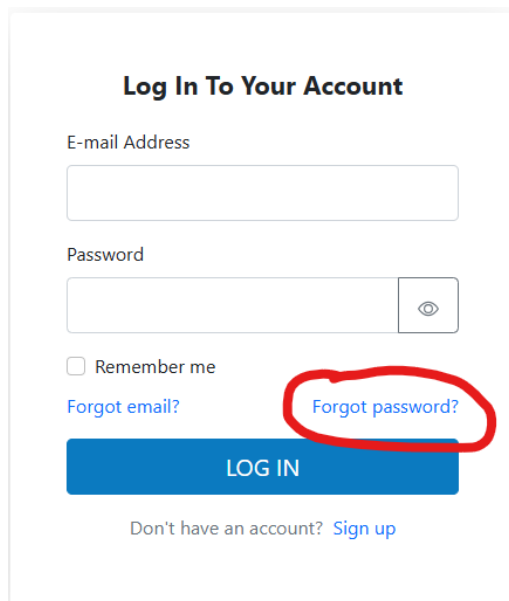
The screenshot shows a login form titled "Log In To Your Account". It contains the following elements:

- An "E-mail Address" label above a text input field.
- A "Password" label above a text input field with a toggle icon (an eye) to the right.
- A checkbox labeled "Remember me".
- Two links: "Forgot email?" and "Forgot password?".
- A blue "LOG IN" button.
- A link at the bottom: "Don't have an account? [Sign up](#)".

On your first SSO login, a verification code will be sent to your email. Enter that code to migrate an existing account to the SSO system. On subsequent SSO logins, a multi-factor authentication code will be sent to your email every time for an extra layer of protection.

For those who have an account but forgot their password

When you click Log In on any Society site, you'll be redirected to the new SSO login portal. You'll be asked to enter your email address and password. There's a link at the bottom for those who have forgotten their password.



Log In To Your Account

E-mail Address

Password

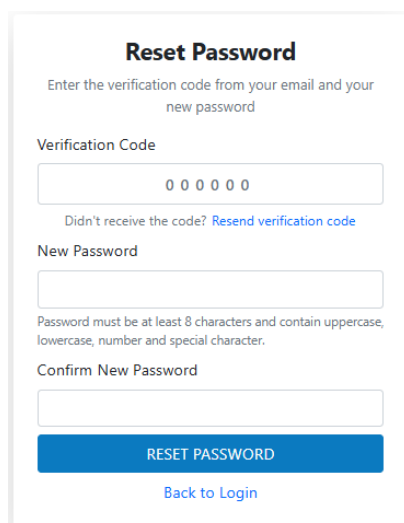
Remember me

[Forgot email?](#) [Forgot password?](#)

LOG IN

Don't have an account? [Sign up](#)

It'll ask for your email, and a password reset verification code will be sent. Enter the code and create a new password.



Reset Password

Enter the verification code from your email and your new password

Verification Code

0 0 0 0 0

Didn't receive the code? [Resend verification code](#)

New Password

Password must be at least 8 characters and contain uppercase, lowercase, number and special character.

Confirm New Password

RESET PASSWORD

[Back to Login](#)

Once your password is reset, you can log in and you'll be redirected back to the Society website.

For those who have an account but forgot their email

When you click Log In on any Society site, you'll be redirected to the new SSO login portal. You'll be asked to enter your email address and password. There's a link at the bottom for those who have forgotten their email address.



LIFESAVING SOCIETY®
The Lifeguarding Experts

Log In To Your Account

E-mail Address

Password

 Remember me
[Forgot email?](#) [Forgot password?](#)

LOG IN

Don't have an account? [Sign up](#)

Clicking that will ask for your Member ID.

Forgot Email?

Enter your Member ID and we'll send your registered email address(es)

Member ID

Your Member ID is the 6-digit code on the bottom right of your certification cards.

SUBMIT

[Back to Login](#)

If you don't know your Member ID, or your Member ID has not been linked to your account, [contact us](#). If you do know it and enter it, the SSO system will send an email to the connected address. Click the link to log in and be automatically redirected back to the Society website.

For those who do not have an account and know their Member ID

When you click Log In on any Society site, you'll be redirected to the new SSO login portal. There'll be a sign up link at the bottom.

Log In To Your Account

E-mail Address

Password

Remember me

[Forgot email?](#) [Forgot password?](#)

LOG IN

Don't have an account? [Sign up](#)

Enter your information, create a password, and click the checkbox to connect your Member ID.

Create Your Account

First Name <input type="text"/>	Last Name <input type="text"/>	LIFESAVING SOCIETY MEMBERS If you are already a Lifesaving Society member, you can associate this login with your membership by entering your Member ID and Access Code below. Don't worry if you don't have them handy, you can always add them later by editing your profile. If you can't find your Member ID or Access Code call your Lifesaving Society branch at the number listed below and we'll help you out.
E-mail Address <input type="text"/>		Province/Territory Select Province/Territory <input type="text"/>
Password <input type="password"/>		<small>The province/territory where you are registered as a Lifesaving Society member.</small>
Confirm Password <input type="password"/>		Member ID <input type="text"/> <small>Your Member ID is the code on the bottom right of your certification cards.</small>
<input checked="" type="checkbox"/> Link registration to member ID		Access Code <input type="text"/> <small>Your Access Code is the 8-digit alphanumeric code located on the tear-away portions of your award cards.</small>

CREATE ACCOUNT

[Back to Login](#)

Enter your ID and Access code to create your linked account. If you don't know your ID or code, [contact us](#). Once your account is created, you'll be sent a verification code to your email. Enter that code to be logged in and automatically redirected back to the Society website.

For those who do not have an account

When you click Log In on any Society site, you'll be redirected to the new SSO login portal. There'll be a sign up link at the bottom.



LIFESAVING SOCIETY®
The Lifeguarding Experts

Log In To Your Account

E-mail Address

Password

Remember me

[Forgot email?](#) [Forgot password?](#)

LOG IN

Don't have an account [Sign up](#)

Enter your information and create a password.

Create Your Account

First Name Last Name

E-mail Address

Password

Confirm Password

Link registration to member ID


CREATE ACCOUNT

[Back to Login](#)

If you don't have a Member ID, don't select the box to link to one and just click Create Account. A verification code will be sent to your email. Enter that code, and then the SSO system will double check that you're new by asking you some questions such as if you've taken a course before.




LIFESAVING SOCIETY®
The Lifeguarding Experts



Lifesaving Society Membership

Help us connect your login with your Lifesaving Society membership

 **Have you taken a course with the Lifesaving Society in the past?**

Yes **No** ✓ SELECTED

This includes any swimming, lifeguarding, or first aid courses from the Lifesaving Society.

→ Continue

Answering these and filling out your profile will help us create a new account for you. After that, you'll be logged in and automatically redirected back to the Society website.

For those who need some help

If you're having issues logging in or creating an account with SSO, please [contact us!](#)